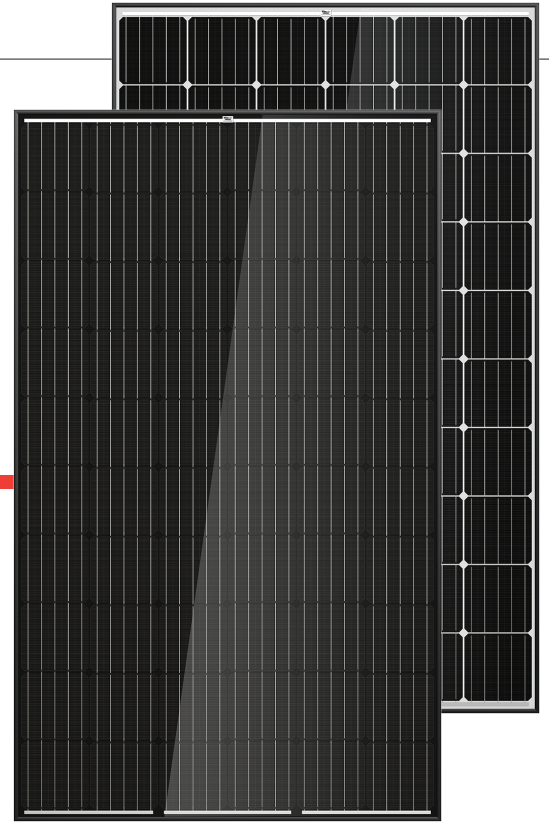


THE  
**ALLMAX<sup>M</sup> PLUS<sup>+</sup>**  
 FRAMED 60-CELL MODULE



**60 CELL**  
 MONOCRYSTALLINE MODULE

**275-315W**  
 POWER OUTPUT RANGE

**19.2%**  
 MAXIMUM EFFICIENCY

**0~+5W**  
 POSITIVE POWER TOLERANCE

Founded in 1997, Trina Solar is the world's leading comprehensive solutions provider for solar energy. We believe close cooperation with our partners is critical to success. Trina Solar now distributes its PV products to over 60 countries all over the world. Trina is able to provide exceptional service to each customer in each market and supplement our innovative, reliable products with the backing of Trina as a strong, bankable partner. We are committed to building strategic, mutually beneficial collaboration with installers, developers, distributors and other partners.

**Comprehensive Products And System Certificates**

IEC61215/IEC61730/UL1703/IEC61701/IEC62716  
 ISO 9001: Quality Management System  
 ISO 14001: Environmental Management System  
 ISO14064: Greenhouse gases Emissions Verification  
 OHSAS 18001: Occupation Health and Safety Management System



**Maximize limited space with top-end efficiency**

- Up to 192W/m<sup>2</sup> power density
- Low thermal coefficients for greater energy production at high operating temperatures



**Highly reliable due to stringent quality control**

- Over 30 in-house tests (UV, TC, HF, and many more)
- In-house testing goes well beyond certification requirements
- PID resistant
- 100% EL double inspection
- Selective emitter, advanced surface texturing

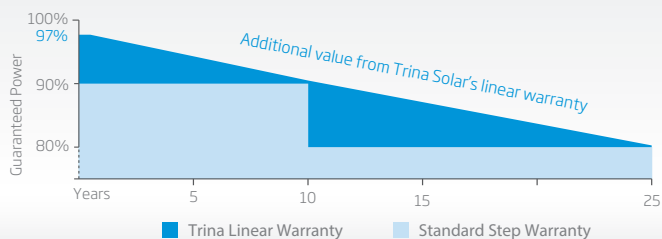


**Certified to withstand the most challenging environmental conditions**

- 2400 Pa wind load
- 5400 Pa snow load
- 35 mm hail stones at 97 km/h

**LINEAR PERFORMANCE WARRANTY**

10 Year Product Warranty · 25 Year Linear Power Warranty



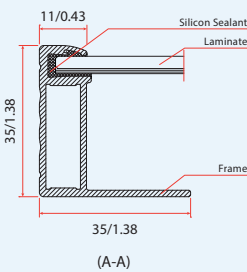
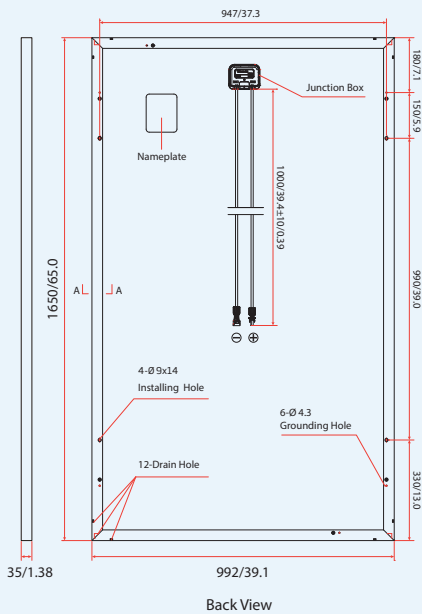
### PRODUCTS

TSM-DD05A.08(II)  
TSM-DD05A.05(II)

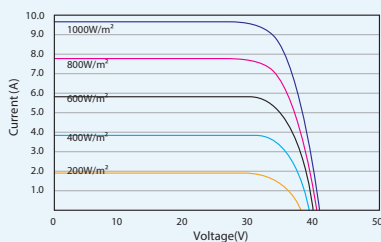
### POWER RANGE

280-315W  
275-310W

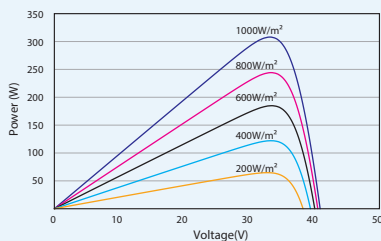
### DIMENSIONS OF PV MODULE(mm/inches)



### I-V CURVES OF PV MODULE(305W)



### P-V CURVES OF PV MODULE(305W)



### ELECTRICAL DATA (STC)

| Peak Power Watts-P <sub>MAX</sub> (Wp)*     | 275    | 280  | 285  | 290  | 295  | 300  | 305  | 310  | 315  |
|---|--------|------|------|------|------|------|------|------|------|
| Power Output Tolerance-P <sub>MAX</sub> (W) | 0 ~ +5 |      |      |      |      |      |      |      |      |
| Maximum Power Voltage-V <sub>MPP</sub> (V)  | 31.4   | 31.7 | 31.8 | 32.2 | 32.5 | 32.6 | 32.9 | 33.1 | 33.3 |
| Maximum Power Current-I <sub>MPP</sub> (A)  | 8.76   | 8.84 | 8.97 | 9.01 | 9.08 | 9.19 | 9.28 | 9.37 | 9.46 |
| Open Circuit Voltage-V <sub>OC</sub> (V)    | 38.4   | 38.4 | 38.5 | 38.9 | 39.6 | 39.8 | 40.0 | 40.2 | 40.5 |
| Short Circuit Current-I <sub>SC</sub> (A)   | 9.24   | 9.42 | 9.51 | 9.66 | 9.68 | 9.77 | 9.85 | 9.94 | 10.0 |
| Module Efficiency η <sub>m</sub> (%)        | 16.8   | 17.1 | 17.4 | 17.7 | 18.0 | 18.3 | 18.6 | 18.9 | 19.2 |

STC: Irradiance 1000W/m<sup>2</sup>, Cell Temperature 25°C, Air Mass AM1.5.  
\*Measuring tolerance: ±3%.

### ELECTRICAL DATA (NOCT)

|  |      |      |      |      |      |      |      |      |      |
|--|------|------|------|------|------|------|------|------|------|
| Maximum Power-P <sub>MAX</sub> (Wp)        | 205  | 209  | 212  | 216  | 220  | 223  | 227  | 231  | 235  |
| Maximum Power Voltage-V <sub>MPP</sub> (V) | 29.1 | 29.4 | 29.5 | 29.9 | 30.1 | 30.2 | 30.5 | 30.7 | 30.9 |
| Maximum Power Current-I <sub>MPP</sub> (A) | 7.04 | 7.10 | 7.21 | 7.24 | 7.30 | 7.38 | 7.46 | 7.53 | 7.60 |
| Open Circuit Voltage-V <sub>OC</sub> (V)   | 35.7 | 35.7 | 35.8 | 36.2 | 36.8 | 37.0 | 37.2 | 37.4 | 37.6 |
| Short Circuit Current-I <sub>SC</sub> (A)  | 7.46 | 7.61 | 7.68 | 7.80 | 7.82 | 7.89 | 7.95 | 8.03 | 8.10 |

NOCT: Irradiance at 800W/m<sup>2</sup>, Ambient Temperature 20°C, Wind Speed 1m/s.

### MECHANICAL DATA

|                   |   |
|-------------------|---|
| Solar Cells       | Monocrystalline 156.75 × 156.75 mm (6 inches)   |
| Cell Orientation  | 60 cells (6 × 10)   |
| Module Dimensions | 1650 × 992 × 35 mm (65.0 × 39.1 × 1.38 inches)  |
| Weight            | 18.6 kg (41.0 lb)   |
| Glass             | 3.2 mm (0.13 inches), High Transmission, AR Coated Tempered Glass                                       |
| Backsheet         | White [DD05A.08(II)];<br>Black [DD05A.05(II)]   |
| Frame             | Black Anodized Aluminium Alloy [DD05A.08(II), DD05A.05(II)]   |
| J-Box             | IP 67 or IP 68 rated  |
| Cables            | Photovoltaic Technology Cable 4.0mm <sup>2</sup> (0.006 inches <sup>2</sup> ),<br>1000 mm (39.4 inches) |
| Connector         | MC4 or Amphenol UTX   |
| Fire Type         | Type 1 or Type 2  |

### TEMPERATURE RATINGS

|   |             |
|---|-------------|
| NOCT (Nominal Operating Cell Temperature)   | 44°C (±2°C) |
| Temperature Coefficient of P <sub>MAX</sub> | -0.39%/°C   |
| Temperature Coefficient of V <sub>OC</sub>  | -0.29%/°C   |
| Temperature Coefficient of I <sub>SC</sub>  | 0.05%/°C    |

### MAXIMUM RATINGS

|                         |  |
|-------------------------|--|
| Operational Temperature | -40~+85°C                                |
| Maximum System Voltage  | 1000V DC (IEC)<br>1000V DC (UL)          |
| Max Series Fuse Rating  | 15A (Power ≤ 285W)<br>20A (Power ≥ 290W) |

(DO NOT connect Fuse in Combiner Box with two or more strings in parallel connection)

### WARRANTY

10 year Product Workmanship Warranty  
25 year Linear Power Warranty

(Please refer to product warranty for details)

### PACKAGING CONFIGURATION

Modules per box: 30 pieces  
Modules per 40' container: 840 pieces